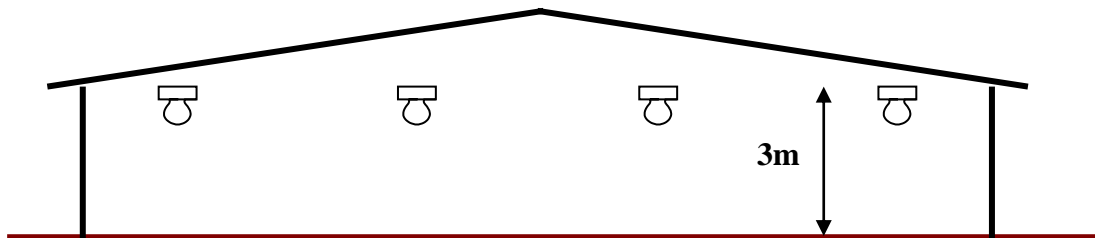

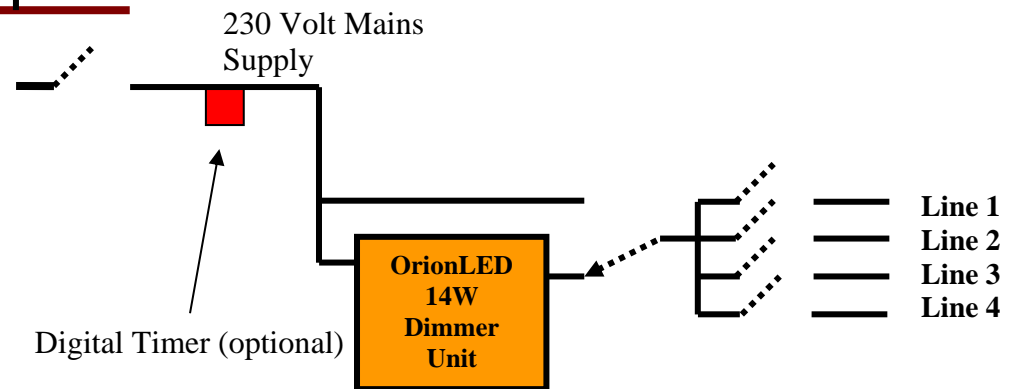


Example Broiler House Lighting Plan: 18x96m with OrionLED 14W, 40-45 Lux lamp height about 2.9-3m, this drawing is not to scale!



NOTE: The light intensity all over the broiler house is 40-45 Lux except close to the side walls, there the light intensity will drop towards 35-40Lux.

Needed: 4 lines of 23 lamps
 => All 4 lines with 23 x OrionLED 14W White Light units
 => Totally 92 OrionLED 14W White
 => 5x Roles of 100m electric cable **3x1.5mm²**
 => 1 OrionLED 14W Dimmer for max 200 x OrionLED 14W lamps
 Indication maximum energy consumption:
 92 lamps x 14 Watt/hour/lamp = 1288Watt/hour Switches, installation materials, etc. are not standard items in our quotations.



Broiler House: lines with Gasolec OrionLED 14W (1400 Lumen) Warm White

Explanation

- The installation height is about 3.0m. This is measured from the litter to where the lamp enters the light fixture.
- The OrionLED 14W White light units with a lamp-screw-on-cover are IP65 and can be washed. see picture: →
- In principle Gasolec B.V. recommends the farmers to work with the lighting schedule as recommended by the provider of the chicken. They know their chicken better than we do.
- Based on our experience the following light intensity plan would be appropriate:

AGE:	INTENSITY:
○ Day 1-7	100%
○ Day 8-10:	about 70%
○ Day 11-14:	about 50%
○ Day 15-16:	about 25%
○ Day 17+	about 5% *)
(At the end:	more light **)

(This program has to be considered a suggestion)

* Note: We sometimes see that from 3 weeks or older the birds become too lazy at minimum light intensity. If the feed and water consumption are less than expected, we suggest to consider increasing the light intensity in the house at the end of each day. This will stimulate the birds to finish their meals.

** Note: Some providers of chicken advice to increase the light intensity at the end of the period just before the birds go to the slaughter house. (For example: during the last 24-48 hours before departure).



VLU OrionLED 14W White Cable White

OrionLED 14W Dimmer unit

An OrionLED14W Dimmer adjusts the light intensity continuously from 100% to 2% for a maximum of 200 OrionLED 14W lamps. This can be done using a 0-10Vdc control signal from a climate control unit for example. This unique dimer has a display showing: No. of lamps connected to the dimmer, incoming Voltage, Amps, auto or manual, it is equipped with a “watchdog” function and it stores information of incidents of the past.

Advice

1. We do recommend controlling the lamps by a digital timer with memory; often a climate control unit has this option too. This is to ensure that all lamps are always switched ON and OFF at the same time to help maintaining the biorhythm of the chicken.
2. Installing the light system height adjustable, like a height adjustable drinking line, means extra access to the lamps for service & cleaning and also increased height when machines / trucks enter the poultry house plus it allows the farmer to adjust the light intensity by raising or lowering the lamps.

Warning

- In the past years we learned that Led lamps of different suppliers have different characteristics. The Gasolec OrionLED 14W White light system is based on using OrionLED14W White lamps. The usage of lamps or any other component of other manufacturers then these OrionLED 14W lamps can lead to problems and will void any warranty claims on the whole system.